

Welcome to Supported living in Essex

This home's profile number is 823.

Call: **03301 755 332**

Email: **referrals@achievetogether.co.uk**

Web: **achievetogether.co.uk**



The current people supported would prefer someone who:

The current people supported would prefer someone who is quiet and sociable, despite there being no communal area in the home.

Pen picture of an ideal person:

The ideal person would be someone who enjoys engaging with the community and has an outgoing personality. They appreciate companionship, possess some level of independence, and can manage personal care and cooking with verbal prompts for support.

A brief overview of the people who live in the home:

The people currently supported at this supported living home have a range of diagnoses, including schizophrenia (paranoid type), epilepsy, emotionally unstable personality disorder (EUPD), autism, and attention deficit hyperactivity disorder (ADHD).

A brief overview of the people who live in the home:

People supported have varied needs and personalities, including autism spectrum conditions, mental health challenges. They value their personal space and shared communal areas, creating a dynamic and supportive environment.

A brief overview of the available room:

This home currently has two available flats, each thoughtfully designed for comfort and functionality:

- **Ground-floor flat:** Features a bay-windowed bedroom with an en-suite (toilet, sink, shower), a spacious lounge with a built-in cupboard, and a separate kitchen equipped with an oven, induction hob, and sink. The kitchen has a door leading to a private garden area.
- **First-floor flat:** Accessible via stairs or a lift, it includes a bedroom with a built-in wardrobe and en-suite, plus an open-plan lounge and kitchen with modern appliances.

Both flats have easy-to-clean lino flooring throughout.

A brief overview of the home:


This home is a large property divided into eight self-contained flats across three levels: four on the ground floor, three on the first floor, and one on the second floor. A lift provides access between the ground and first floors. While there's a spacious garden with a striking willow tree, the tenancies cover the flats only, not the garden. The home can be lively due to tenant activities, including music and behavioural noise. There are no communal areas, as each flat is independent. Support is provided as tenants settle into their routines.

A brief overview of the area:

The home is conveniently located just a 2-minute walk from the beach and a 15-minute stroll to the town and pier. The nearby town features arcades, shops, and several supermarkets, including Morrisons, B&M, Iceland, ALDI, and LIDL, making it easy to access daily necessities and enjoy leisure activities.

Support for schizophrenia (paranoid type), epilepsy, emotionally unstable personality disorder (EUPD), autism, and attention deficit hyperactivity disorder (ADHD).

Gallery






Who are we?

Today, our team of expert practitioners is proud to deliver high-quality support to over 2,300 people in almost 420 local care homes and services across England and Wales.

We endeavour to be a continuing leader in best practice across the country and ensure that people we support have every opportunity to fulfil their potential. Our goal is to drive quality across the sector and lead by example.

We have a strong expertise in supporting people with particularly complex needs, including autism spectrum conditions, behaviours which may challenge, mental health conditions, profound and multiple learning disabilities, D/deaf and hearing loss and associated complex health needs. Together, we can continue to exceed expectations and make a real difference to the lives of the people we support.



**To make a referral or to discuss
this home in more detail:**

Call: **03301 755 332**

Email: referrals@achievetogether.co.uk