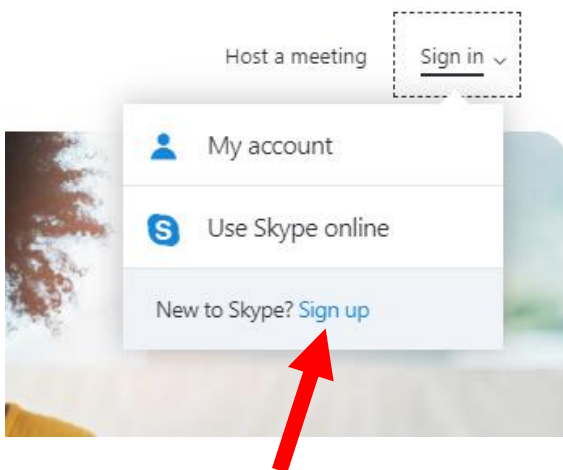


HOW TO SET UP SKYPE



Skype makes it easy to stay in touch

Talk. Chat. Collaborate.

Download Skype

or Chat now

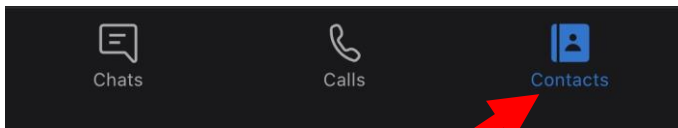
Skype is an app that you can use to keep in touch with your loved ones online.

First you must **sign up** to use Skype. Go to this website:

<https://www.skype.com/>

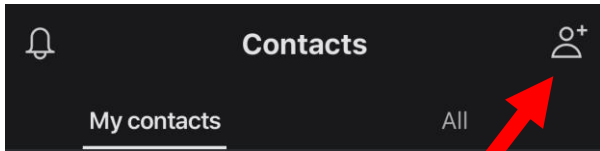
Click on '**Sign in**', then click on '**Sign up**'.

Click on '**Download**' to get Skype on your phone, tablet or computer.

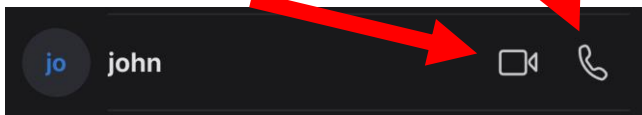


Once you open Skype, you can **add contacts**:

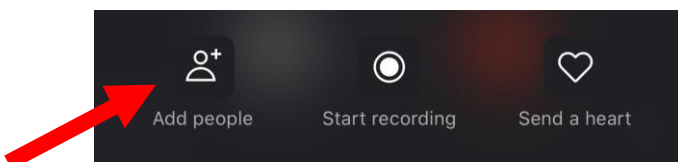

Click on **'contacts'**, then click on **add contacts icon**.

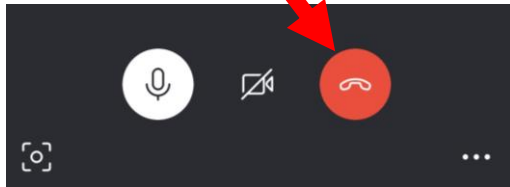


To call someone click on **phone or video icon** next to their name.

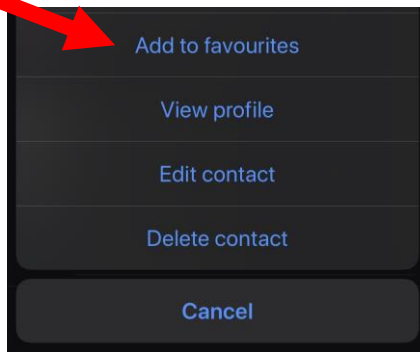



If you want more people to join your call, click on **three dots**, then click on **'Add people'**.

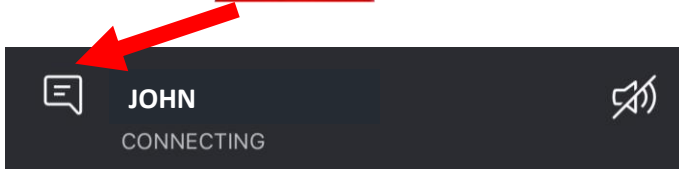




If you want to end your call, click on the **red phone button**.



To add a contact as your favourite, hold your finger on their name (*on the phone*) or right click on their name (*on the computer*), then choose **'Add to favourites'**.



You can send messages to each other on Skype by selecting the **speech bubble**.